

Selector Switches


Selector Switches (Sub-assembled)





Contact Block

Style	Contacts	1NO	1NC
 	Finger-safe Screw terminal	CW-E10	CW-E01
	Dummy block	CW-DB	

Contact Block Mounting Adaptor

Style	Part Number
	CW-CN

Operator

Style	Position	Handle	Description	Black Bezel	Metallic Bezel
  (lever operator shown)	2 position	Knob	Maintained	CW1S-2	CW4S-2
			Spring return from right	CW1S-21	CW4S-21
		Lever	Maintained	CW1L-2	CW4L-2
			Spring return from right	CW1L-21	CW4L-21
	3 position	Knob	Maintained	CW1S-3	CW4S-3
			Spring return from right	CW1S-31	CW4S-31
Spring return from left			CW1S-32	CW4S-32	
Lever		Spring return two-way	CW1S-33	CW4S-33	
		Maintained	CW1L-3	CW4L-3	
		Spring return from right	CW1L-31	CW4L-31	
Spring return from left	CW1L-32	CW4L-32			
Spring return two-way	CW1L-33	CW4L-33			

Lever or knob is supplied with operator